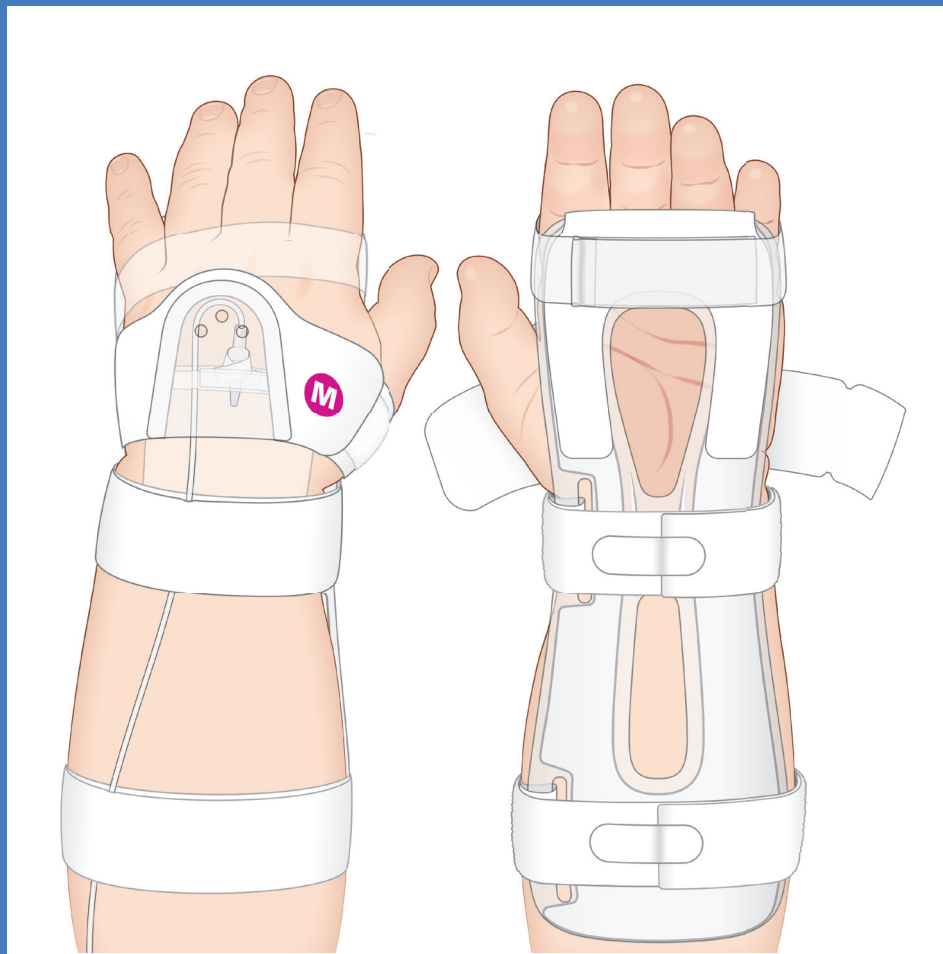


# I.V. House UltraDressing® Intravenous Site Protector

Directions for 330M, 330L and 730Arm



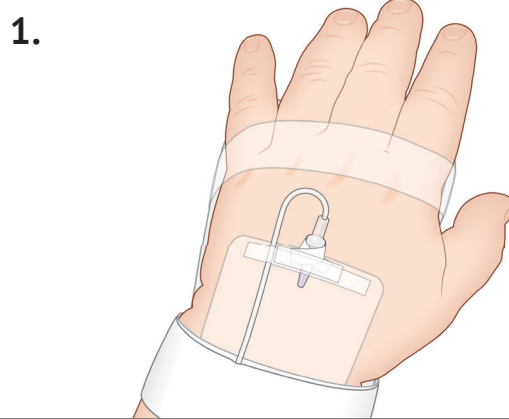
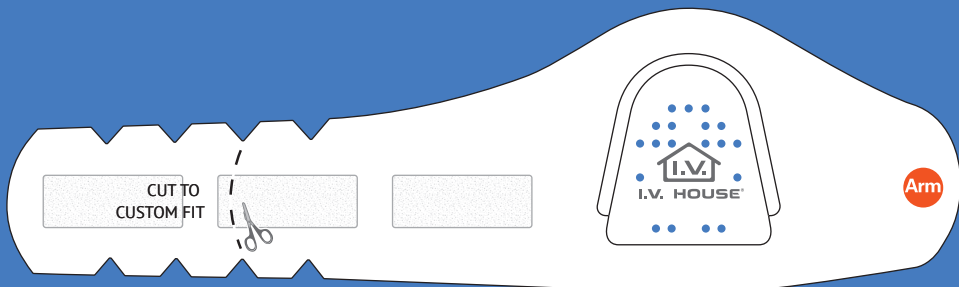
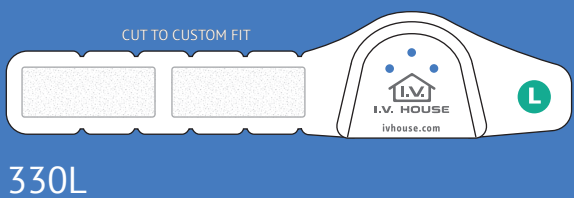
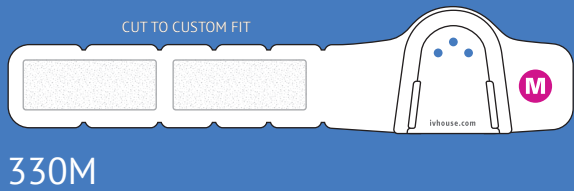
Item 330M (Illustrated Above) used in conjunction with the I.V. House® 939S TLC® UltraSplint

## Pediatric Patients:

- Wrist, Forearm, Antecubital Space or Upper Arm

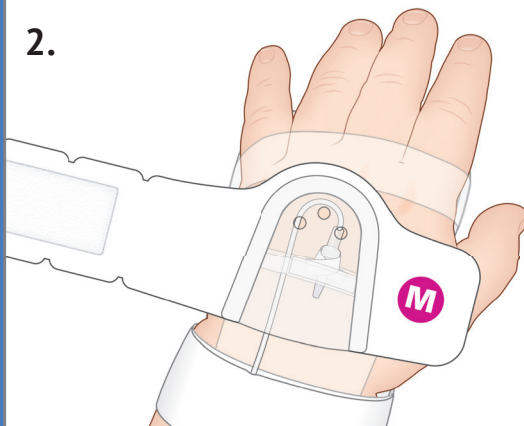
## Neonates and Infants:

- Hand, Wrist, Forearm, Antecubital Space, Upper Arm
- Foot and Saphenous Placement



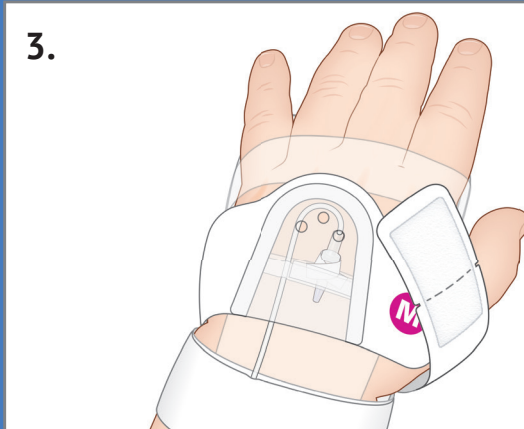
1.

Insert IV and secure according to your hospital policies and procedures. Make sure the loop of tubing or extension set is small enough to fit entirely under the inner curve of the domed end of the I.V. House UltraDressing®.



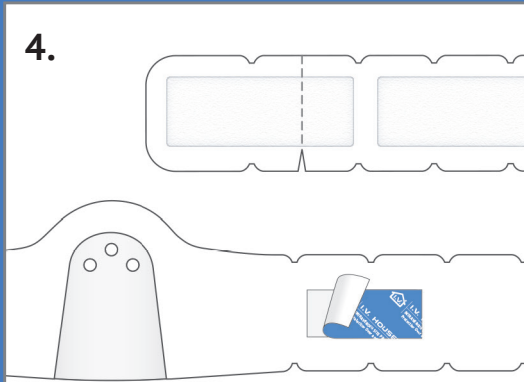
2.

Position the I.V. House UltraDressing over the looped tubing and catheter hub.



3.

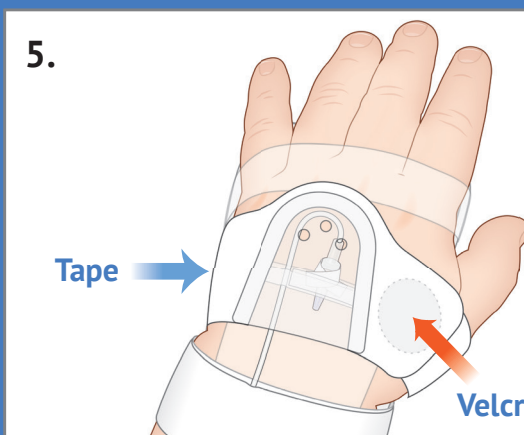
To determine appropriate fit, wrap the long end of the fabric comfortably around the IV insertion site, overlapping the size label to determine how much fabric to cut off.



4.

Remove the device from the patient and cut off excess fabric. Any extra fabric under the dome will decrease visibility of the catheter insertion site and is not recommended.

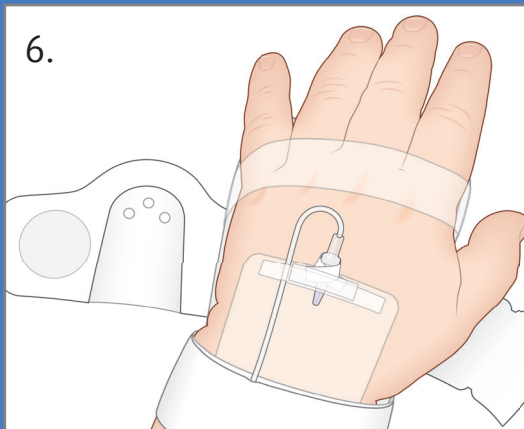
Turn device over and remove the blue release paper from the strip of 3M Medipore tape. The purpose of this gentle tape is to keep the device from sliding.



5.

Place the I.V. House UltraDressing over the IV insertion site. Rewrap fabric gently pressing the tape into place.

Close with Velcro®. Always allow enough stretch for a finger to fit under the fabric.



6.

Inspect the IV insertion site according to your nursing practice guidelines by releasing the Velcro tab, lifting the dome, and viewing the entire site.

Change the I.V. House UltraDressing for each new IV insertion or when soiled.



7.

Remove the crack and peel backing from the puppy sticker and apply the sticker to the dome. Tell the patient that the puppy likes to sleep on the "house" and to leave her alone.



**I.V. HOUSE®**  
Protection Over and Above®

For More Information Call:

**1.800.530.0400**

or visit [ivhouse.com](http://ivhouse.com) / Email: [ivinfo@ivhouse.com](mailto:ivinfo@ivhouse.com)