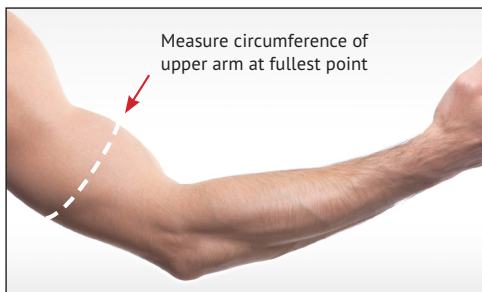


The 959XL-Ultra Elbow Splint will fit most patients who require a **small adult** or **standard adult** size blood pressure cuff.

If you would like more detailed information to choose the correct size, refer to steps below.

1. Measure circumference of patient's upper arm.



2. 959XL-Ultra TLC Elbow Splint will fit patients within parameters listed in chart below:

TLC Elbow Splint Size	Fits Arm Circumference	
	cm	inch
XL 959XL	24 – 34	9.4 – 13.4



Video Directions: www.ivhouse.com/how

Manufactured for I.V. House, Inc.
 St. Louis, MO 63146 USA
 IVinfo@ivhouse.com (E-mail)
www.ivhouse.com
 800-530-0400 (Toll Free)
 314-453-9200 (Phone)
 314-453-9576 (Fax)

Patents Pending
 All Rights Reserved
 Made in USA

EC REP Wellkang Ltd (www.ce-marking.eu)
 29 Harley St., London W1G 9QR, UK



TLC® Elbow Splint with Straps

Touch/Look/Compare



959XL-Ultra

1 Extra-Large (Youth/Adult) Size Foam Padded Elbow Splint with Two Straps and Velcro® Closure

Fits arms 24–34 cm (9.4–13.4 in) circumference at upper arm (Compare to small adult or standard adult size blood pressure cuff)

Forearm strap: 13.5"; Upper arm strap: 18"

CATALOG ITEM:

REF 959XL-Ultra



(01)00686004000736

LOT 2019-10-01-959XL-Ultra REV 1019

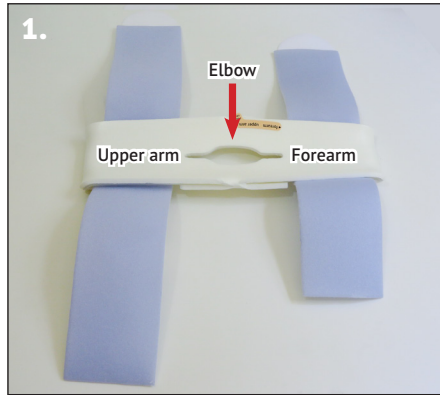


I.V. HOUSE®
 Protection Over and Above®

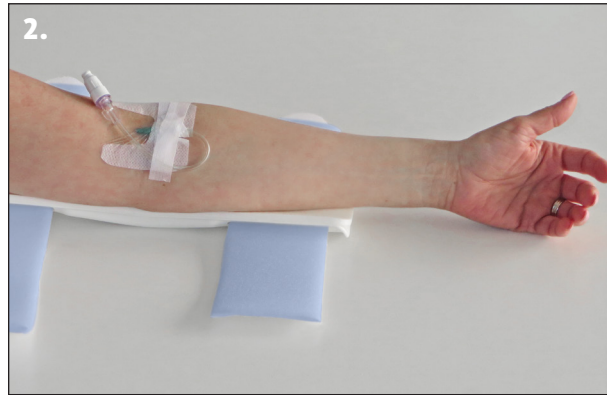
I.V. House 959XL-Ultra TLC® Elbow Splint Directions

Single Use Only—Fits either arm.

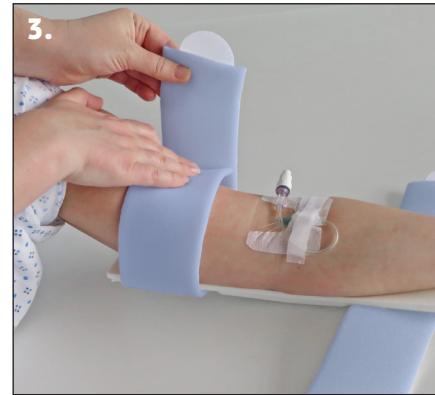
The TLC Elbow Splint can be applied to the arm before or after inserting IV and connecting to extension set or IV tubing.



1. Remove splint from package and unwrap straps. With foam side up, note orientation indicated on label. Then peel label away and discard.



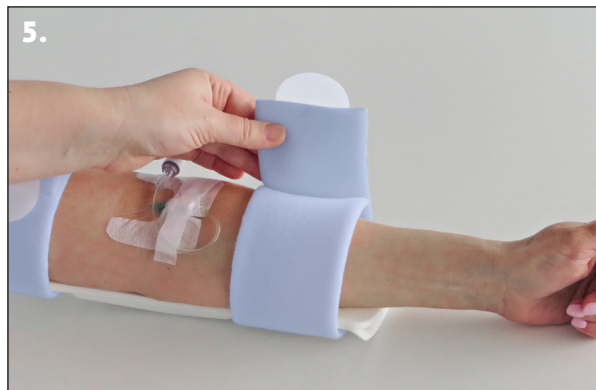
2. With patient's thumb pointing up, fit foam surface of splint to patient's arm. Align point of patient's elbow to center opening in splint. Place wide end of splint at patient's upper arm, narrow end at forearm.



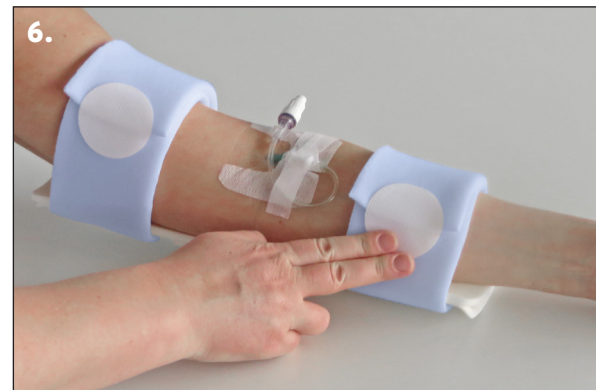
3. Wrap strap at wide end of splint around patient's upper arm.



4. Secure strap with Velcro® coin.



5. Wrap strap at narrow end of splint around patient's forearm.



6. Secure strap with Velcro® coin. (Strap extenders are available separately for arms of greater diameter.)



7. Protect I.V. insertion site with a 730Arm I.V. House UltraDressing®.