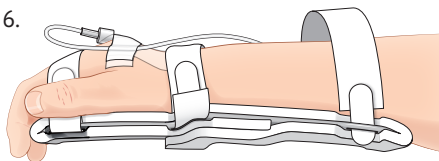


6.

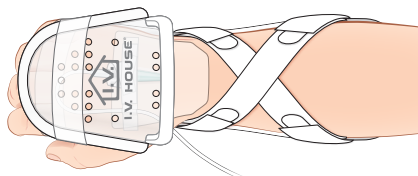


Wrap strap around forearm. Thread Velcro tab through slot at forearm. Pull the tab through the slot, fold the strap back around the outer edge of the splint onto itself, and secure it with the Velcro tab.

**Note:** Slip one finger beneath each strap to ensure the fabric is not so tight that it impedes circulation or infusion of IV fluids.

7.

Optional Strap Configuration



If the wrist strap obscures the catheter insertion site, consider a crisscross strap configuration instead.

Put the wrist strap through the forearm slot and the forearm strap through the wrist slot. This will allow easy visual inspection of the catheter insertion site.

**Notes:** Protect the catheter and loop of tubing with an I.V. House UltraDressing® or I.V. House UltraDome®.

**Check IV site hourly** for redness, swelling, and tenderness. **Touch, Look, and Compare** the IV site with the opposite palm and forearm. Change the TLC Wrist Splint each time a new IV is inserted.



Video Directions: [www.ivhouse.com/how](http://www.ivhouse.com/how)

Manufactured for I.V. House, Inc.  
2072 Concourse Dr.  
St. Louis, MO 63146 USA  
IVinfo@ivhouse.com (E-mail)  
[www.ivhouse.com](http://www.ivhouse.com)  
800-530-0400 (Toll Free)  
314-453-9200 (Phone)  
314-453-9576 (Fax)

Patents Pending  
All Rights Reserved  
Made in USA



Wellkang Enterprise Hub,  
NW Business Complex, 1 Beraghmore Rd,  
Derry, BT48 8SE, Northern Ireland.



WRIST / YOUTH/ADULT / > 40 kg

## TLC® Wrist Splint with Straps

Touch/Look/Compare

XL

### 939XL-W-Ultra

1 Extra-Large (Youth/Adult) Size Foam Padded  
Wrist Splint with Three Straps and Velcro® Closure

Fits most youth/adults 10 years and up,  
or weighing over 40 kg

CATALOG ITEM:

**REF** 939XL-W-Ultra



(01)00686004000521

**LOT** 2022-00-00-939XL-W-Ultra REV 0000

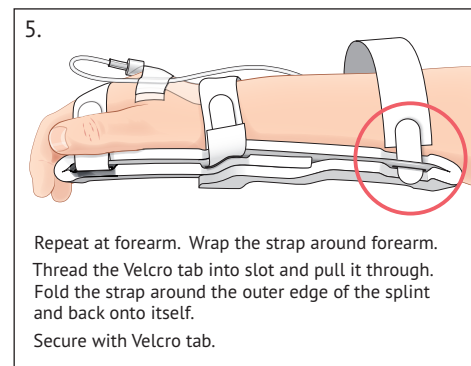
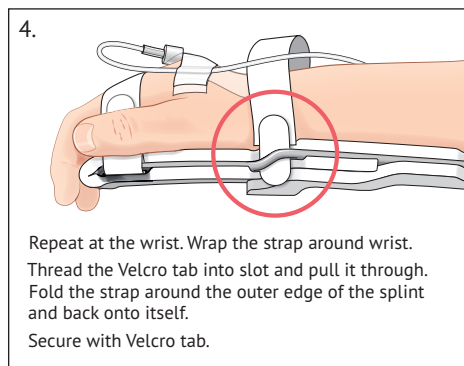
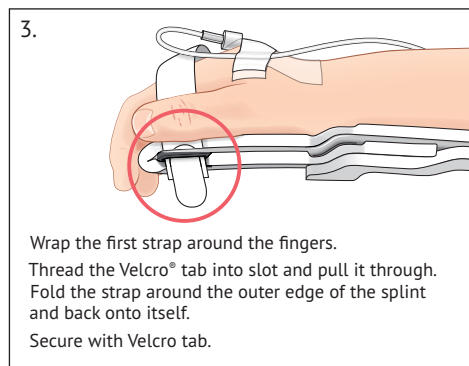
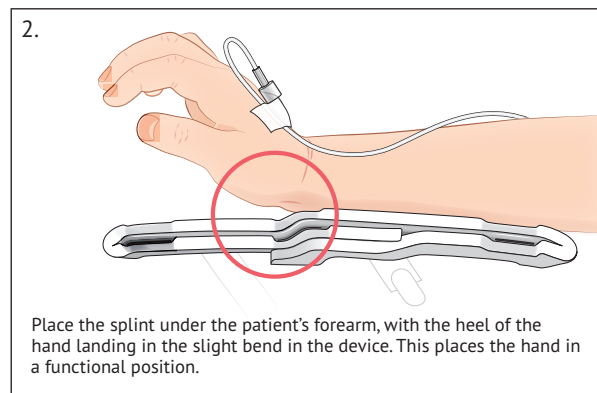
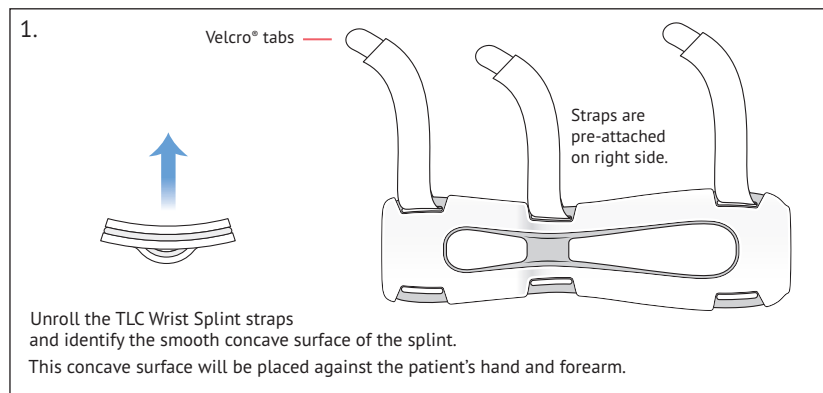


**I.V. HOUSE®**  
Protection Over and Above®

# I.V. House 939L-Ultra or 939XL-Ultra TLC® Wrist Splint Directions

Single Use Only—Fits either wrist. The TLC Wrist Splint can be applied to the wrist before or after inserting IV and connecting to extension set or IV tubing.

**939L** fits most children 3–10 years, or weighing 12–41 kg. **939XL** fits most youth/adults 10 years and up, or weighing over 40 kg.



*Directions continued on back*